

KLP-342B-X-X

KLP-342B-x-x is a high bright InGaN blue LED, and has the optimized optical characteristics.

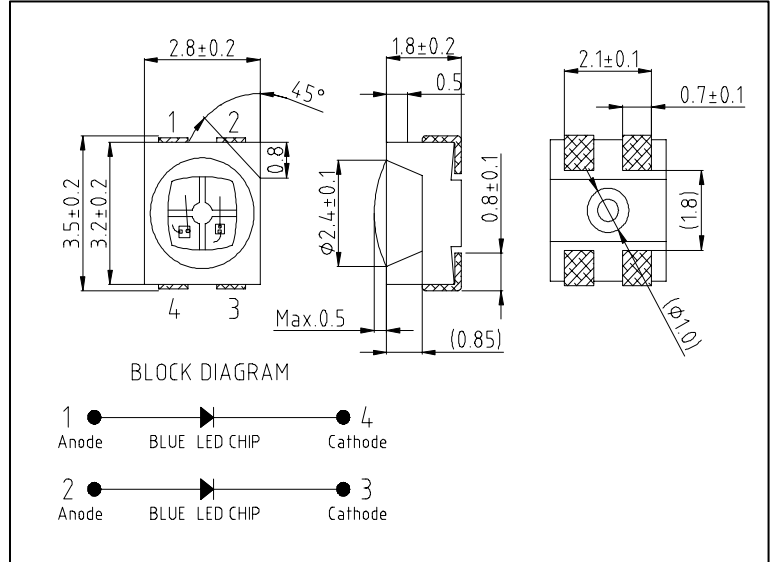
Features

- Transparent epoxy Encapsulent
- High Optical Output

Applications

- Display
- Indicator
- Signage

DIMENSIONS



Maximum Ratings

[Ta=25°C]

Parameter	Symbol	Ratings	Unit
Reverse Voltage (w/o Zener Option)	V_R	5	V
Reverse current (w Zener Option)	I_R	50	mA
Forward current	I_F	30	mA
Pulse forward current ^{*1}	I_{FP}	0.1	A
Power dissipation	P_D	90	mW
Operating temperature	$T_{opr.}$	-30 ~ +85	°C
Storage temperature	$T_{stg.}$	-40 ~ +105	°C
Soldering Temperature ^{*2}	$T_{sol.}$	260	°C

*1. I_{FP} Measured under duty $\frac{1}{10}$ @ 1KHz

*2. Soldering time $\frac{1}{2}$ Sec

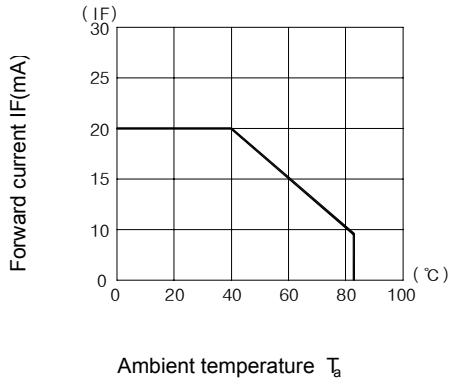
Electro-Optical Characteristics

[Ta=25°C]

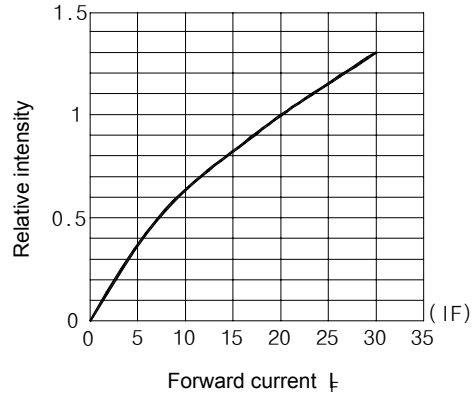
Parameter	Symbol	Conditions	Min	Typ	Max	Unit
Forward voltage	V_F	$I_F = 20 \text{ mA}$	-	3.2	-	V
Optical Output Power	P_o	$I_F = 40 \text{ mA}$	9.00	12.00	-	mW
	I_v		350	450	-	mcd
Doninant Wave Length	λ_d	$I_F = 20 \text{ mA}$	460	-	470	nm
Spectral half bandwidth	$\Delta\lambda$	$I_F = 20 \text{ mA}$	-	25	-	nm
Half angle	$\Delta\theta$	$I_F = 20 \text{ mA}$	-	110	-	deg.

KLP-342B-X-X

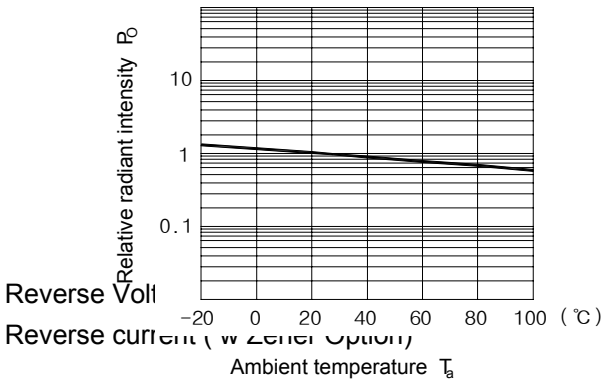
Forward current vs. Ambient temperature



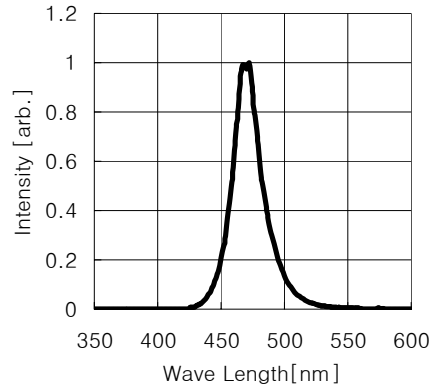
Radiant Intensity vs. Forward current



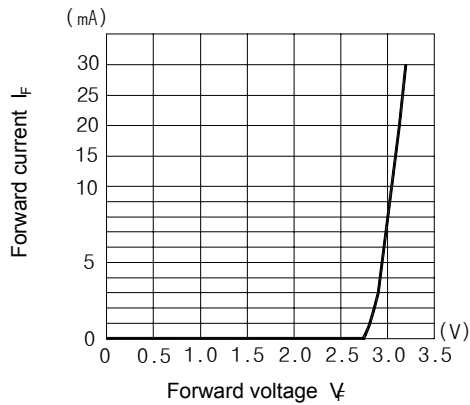
Relative radiant intensity vs. Ambient temperature



Relative intensity vs. Wavelength



Forward current vs. Forward voltage



Radiant Pattern

